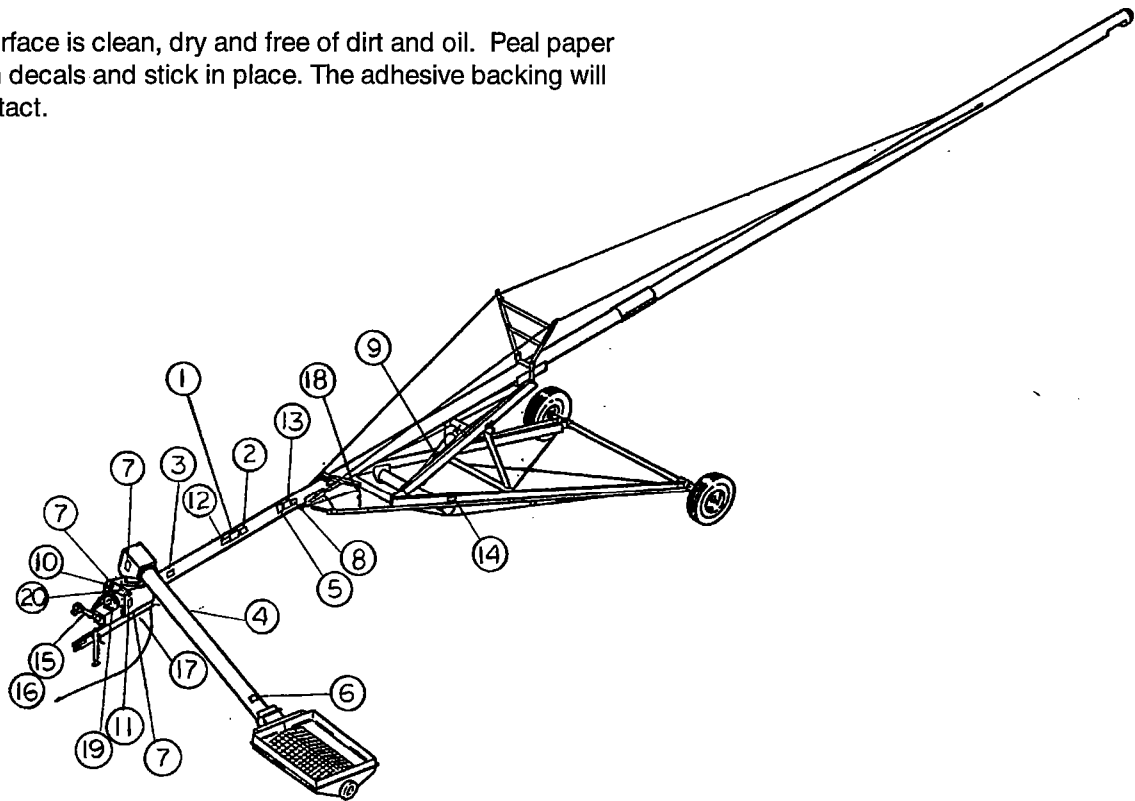


SAFETY SIGN KIT FOR SWING AWAY AUGER

REF. NO.	PART NO.	QTY.	DESCRIPTION	SIZE
1	1001973	1	CAUTION - GENERAL STATEMENTS 1-8 (On Main Auger Housing)	4 3/4" x 8"
2	1001980	1	DANGER - BEWARE OF POWER LINES (On Main Auger Housing)	4" x 8"
3	1001974	1	WARNING - ESCAPING HYDRAULIC OIL (On Main Auger Housing)	4" x 7 1/2"
4	1004460	1	CAUTION - ROTATING WINCH HANDLE (One on side of Inlet Hopper)	4" x 7 3/8"
5	1001981	1	DANGER - UPENDING HAZARD (On Main Auger Housing)	4 1/2" x 6 1/4"
6	1001985	1	DANGER - ROTATING AUGER (On Incline Tube)	4 1/2" x 6 1/4"
7	1001987	Vary	DANGER - DO NOT OPERATE WITH COVER OPEN! (One on side of Inlet Hopper) (One on Inlet Hopper Clean-out Door) (One on side of Incline Tube Spout)	4" x 5 1/2"
8	1001984	1	DANGER - DO NOT ATTEMPT DISASSEMBLY (On Main Auger Housing)	4" x 6"
9	1001926	1	DANGER - CYLINDER STATEMENT (One on side of Hydraulic Cylinder)	4" x 8"
10	1001983	1	DANGER - ROTATING DRIVELINE (One on back of Inlet Hopper)	4" x 6 1/4"
11	1001986	1	DANGER - ROTATING AUGER INSIDE OF HOPPER (One on side of Inlet Hopper)	4" x 5 1/2"
12	1005324	1	DANGER - "STOP", IF ANY GUARDS, SHIELDS... (On Main Auger Housing)	4" x 6"

Be certain surface is clean, dry and free of dirt and oil. Peel paper backing from decals and stick in place. The adhesive backing will bond on contact.



①

⚠ CAUTION

1. READ AND UNDERSTAND THE OPERATOR'S MANUAL BEFORE OPERATING.
2. DO NOT REMOVE OR MODIFY ANY GUARDS.
3. MAKE CERTAIN EVERYONE IS CLEAR BEFORE OPERATING OR MOVING THE MACHINE.
4. KEEP HANDS, FEET, HAIR AND CLOTHING AWAY FROM MOVING PARTS.
5. STOP MACHINE AND LOCKOUT POWER TO ADJUST, SERVICE OR CLEAN.
6. EMPTY MACHINE AND LOWER TO TRANSPORT POSITION FOR TRANSPORTING.
7. DO NOT ATTEMPT TO MOVE MACHINE MANUALLY. USE A TOWING VEHICLE.
8. KEEP CHILDREN WELL CLEAR OF WORK AREA.

1001973

②

⚠ DANGER

**BEWARE OF POWER LINES
ELECTROCUTION HAZARD**

- THIS MACHINE IS NOT INSULATED.
- KEEP AT LEAST 10 FEET AWAY FROM OVERHEAD ELECTRICAL WIRES.
- ELECTROCUTION CAN OCCUR WITHOUT DIRECT CONTACT.

**FAILURE TO HEED WILL
RESULT IN SERIOUS INJURY
OR DEATH!**

1001980

③

⚠ WARNING

- ESCAPING HYDRAULIC OIL UNDER PRESSURE WILL CAUSE SERIOUS INJURY IF IT PENETRATES THE SKIN. SEE A DOCTOR IMMEDIATELY IF INJURED.
- USE METAL OR WOOD AS A BACKSTOP WHEN SEARCHING FOR HYDRAULIC LEAKS.
- RELIEVE HYDRAULIC PRESSURE BEFORE DISCONNECTING HYDRAULIC LINES.
- FREQUENT INSPECTION AND MAINTENANCE OF THIS HYDRAULIC SYSTEM IS REQUIRED. SEE OWNER'S/ OPERATOR'S MANUAL.

**FAILURE TO HEED WILL RESULT IN
SERIOUS INJURY OR DEATH!**

1001974

④

⚠ CAUTION

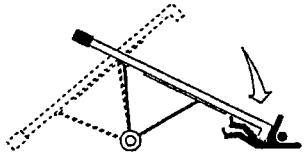
- MAINTAIN CONTROL OF WINCH HANDLE AT ALL TIMES.
- TO LOWER HOPPER, GRASP HANDLE BEFORE DISENGAGING WINCH LOCK.
- DO NOT RAISE OR LOWER AUGER WITH HOPPER RESTING ON THE GROUND. HOPPER WHEELS MAY BE DAMAGED.

**ROTATING WINCH HANDLE MAY
RESULT IN INJURY!**

1004980

5

⚠ DANGER



UPENDING HAZARD

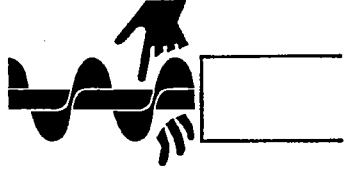
- SUPPORT DISCHARGE END OR ANCHOR INTAKE END TO PREVENT UPENDING.
- EMPTY MACHINE BEFORE MOVING.
- DO NOT PUSH THE UNDERCARRIAGE BY HAND.
- LIFT THE INTAKE END SLOWLY AND NEVER HIGHER THAN VEHICLE TOW BAR. MAINTAIN CONTROL UNTIL SECURELY ATTACHED TO TOW BAR OR RESTING ON THE GROUND.
- LOWER TO TRANSPORT POSITION IMMEDIATELY WHEN CLEAR FROM GRAIN STORAGE STRUCTURE.

FAILURE TO HEED WILL RESULT IN SERIOUS INJURY OR DEATH!

1001981

6

⚠ DANGER



ROTATING AUGER

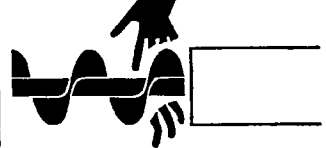
- KEEP HANDS, FEET, HAIR AND CLOTHING AWAY FROM ROTATING AUGER.
- DO NOT REMOVE OR MODIFY ANY GUARDS.
- KEEP CHILDREN WELL CLEAR OF WORK AREA

FAILURE TO HEED WILL RESULT IN SERIOUS INJURY OR DEATH!

1001986

7

⚠ DANGER



DO NOT OPERATE WITH COVER OPEN!

- STOP MACHINE AND LOCKOUT POWER TO ADJUST, SERVICE OR CLEAN.
- KEEP HANDS, FEET, HAIR AND CLOTHING AWAY FROM ROTATING AUGER.

FAILURE TO HEED WILL RESULT IN SERIOUS INJURY OR DEATH!

1001987

8

⚠ DANGER




DO NOT ATTEMPT DISASSEMBLY BEFORE SUPPORTING THE AUGER WITH AN OVERHEAD HOIST OR OTHER SAFE, SUITABLE MEANS. THE AUGER MAY COLLAPSE WHILE LOOSENING A COMPONENT IF NOT SUPPORTED.

FAILURE TO HEED WILL RESULT IN SERIOUS INJURY OR DEATH!

1001984

9

⚠ DANGER



- THIS CYLINDER IS DESIGNED FOR THE SWING AWAY AUGER ONLY.
- BEFORE EACH USE INSPECT CYLINDER, LINE, HOSES AND VALVES FOR LEAKS, WEAR OR DAMAGE. REPLACE WORN OR DAMAGED PARTS IMMEDIATELY.
- ANY LOSS OF FLUID WILL ALLOW THE AUGER TO LOWER WITHOUT WARNING.
- DO NOT BLOCK CYLINDER.
- FREQUENT INSPECTION AND MAINTENANCE OF THIS HYDRAULIC SYSTEM IS REQUIRED. SEE OWNER'S/OPERATOR'S MANUAL.

FAILURE TO HEED WILL RESULT IN SERIOUS INJURY OR DEATH!

1001928

10

⚠ DANGER



ROTATING DRIVELINE

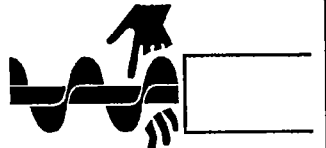
- KEEP BODY, HAIR AND CLOTHING AWAY FROM ROTATING DRIVELINE.
- USE ONLY WITH AGRICULTURAL TRACTOR HAVING 540 RPM POWER TAKE OFF.
- KEEP ALL DRIVELINE, TRACTOR AND EQUIPMENT GUARDS IN PLACE.
- MAKE SURE DRIVELINES ARE SECURELY ATTACHED AT BOTH ENDS.
- MAKE SURE DRIVELINE SHIELDS TURN FREELY ON DRIVELINE.
- KEEP U-JOINT ANGLES SMALL AND EQUAL.
- KEEP CHILDREN WELL CLEAR OF WORK AREA.

FAILURE TO HEED WILL RESULT IN SERIOUS INJURY OR DEATH!

1001983

11

⚠ DANGER



ROTATING AUGER INSIDE THIS HOPPER!

DO NOT OPERATE THIS UNIT UNLESS SWING OUT HOPPER IS SECURELY ATTACHED TO THE MAIN AUGER INLET HOPPER.

FAILURE TO HEED WILL RESULT IN SERIOUS INJURY OR DEATH!

1001988

12

⚠ DANGER



IF ANY GUARDS, SHIELDS OR SAFETY DECALS ARE DAMAGED OR MISSING, ORDER FREE REPLACEMENTS BY CALLING

1-800-523-6993
OR WRITE TO:
HUTCHINSON/MAYRATH
P.O. BOX 829
CLAY CENTER, KANSAS 67432

1006324